



p-ISSN: 2303-0267
e-ISSN: 2407-6082
Volume 5 Nomor 3
Mei-Juni 2023

Jurnal
Sains dan Kesehatan
(J. Sains Kes.)

Sains dan Ilmu-Ilmu Kesehatan



Diterbitkan Oleh
Fakultas Farmasi, Universitas Mulawarman
Samarinda, Kalimantan Timur
Indonesia

Jurnal Sains dan Kesehatan (J. Sains Kes.)	Volume 5	Nomor 3	Halaman 260-457	Samarinda 30 Juni 2023	p-ISSN 2303-0267	e-ISSN 2407-6082
---	-------------	------------	--------------------	---------------------------	---------------------	---------------------



p-ISSN:2303-0267
e-ISSN: 2407-6082
Volume 5 Nomor 3
Mei-Juni 2023

Jurnal Sains dan Kesehatan (J. Sains Kes.)

Informasi Editorial

Kebijakan Journal

Fakultas Farmasi Unmul dan para editor tidak bertanggung jawab terhadap segala pernyataan dan pandangan yang dinyatakan penulis naskah.

Pengiriman Naskah

Naskah dikirimkan via online melalui laman website: <https://jsk.farmasi.unmul.ac.id/index.php/jsk/about/submissions> dengan mengikuti petunjuk penulisan yang ada di website tersebut.

Jurnal Sains dan Kesehatan (J. Sains Kes.)

p-ISSN: 2303-0267 dan e-ISSN: 2407-6082, diterbitkan Enam kali setahun oleh Fakultas Farmasi Universitas Mulawarman.

Alamat: Gedung Administrasi Fakultas Farmasi, Jl. Penajam, Kampus Unmul Gunung Kelua, Kota Samarinda, Kalimantan Timur.

Jurnal Sains dan Kesehatan (J. Sains Kes.)

Daftar Isi

From Editor

- **Front Cover, Editorial Information, Table of Content, Author Guideline, Back Cover**

Editor

i-xviii

Articles

- **Skrining Fitokimia dan Aktivitas Antikoagulan Sari Buah Melon (Cucumis melo L) Secara In Vivo**
Phytochemicals Screening and In Vivo Anticoagulant Activity of Melon Juice (Cucumis melo L)
Raisa Fadilla, Arsyik Ibrahim, Niken Indriyanti 260-267
- **Aktivitas Antiinflamasi Ekstrak Metanol Kulit Batang Sengkuang pada Tikus Wistar yang Diinduksi CFA (Complete Freund's Adjuvant)**
Anti-Inflammatory Activity Test of Methanolic Extract of Sengkuang Bark (Dracontomelon Dao) on Wistar Complete Freund's Adjuvant (CFA) Induced Rats
Nurul Muhlisa Mus, Supriatno Supriatno, M. Arifuddin, Erwin Samsul 268-274
- **Aktivitas Antiobesitas Ekstrak Etanol Daun Kemuning (Murraya paniculata (L.) Jack) pada Tikus Betina Galur Wistar**
Antiobesity Activity of Kemuning Leaf Ethanol Extract (Murraya paniculata (L.) Jack) in Female Wistar Rats
Deden Winda Suwandi, Josep Bahari, Anas Subarnas 275-282

- Pengaruh Manipulasi Tangan secara Mandiri terhadap Nyeri Ulu Hati pada Mahasiswa Fakultas Kedokteran Universitas Mulawarman**
Effect of In-Hand Manipulation on Heartburn Among Students at Medicine Faculty, Mulawarman University
Azizah Salsa Billa, Sjarif Ismail, Yenny Abdullah 283-289
- Aktivitas Ekstrak Metanol Daun Alang-Alang (*Imperata cylindrica* (L.) P. Beauv) sebagai Antinflamasi**
Activity of Alang-Alang (*Imperata cylindrica* (L.) P. Beauv) Leaves Methanol Extract as Anti-inflammatory
Chairul Saleh, Marem Sestiani, Erwin Erwin 290-296
- Formulasi dan Uji Aktivitas Antioksidan Sediaan Face Mist Ekstrak Etanol Kulit Apel Hijau (*Pyrus malus* L.) dengan Metode DPPH**
Formulation and Antioxidant Activity Face Mist Preparation Ethanol Extract Green Apple Peel (*Pyrus malus* L.) with DPPH Methods
Asti Vebriyanti Asjur, Elvira Santi, Tamzil Azizi Musdar, Syaifullah Saputro, Rosmiati Anggraini Rahman 297-305
- Aktivitas Antibakteri Air Perasan Jeruk Purut (*Citrus hystrix* DC.) terhadap Bakteri *Salmonella thypi* secara In Vitro**
Antibacterial Activity of Kaffir lime juice (*Citrus hystrix* DC.) Against *Salmonella thypi* In Vitro
Indah Woro Utami, Eka Kumala Retno, Warrantia Citta Citti Putri 306-312
- Ketepatan Obat, Dosis, dan Potensi Interaksi Obat pada Pasien Kanker Paru di Rumah Sakit X Jawa Barat Periode 2019-2021**
Appropriate Use of Medicines, Doses, and Potential Drug Interactions in Lung Cancer Patients at X Hospital West Java for the 2019-2021 Period
Numlil Khaira Rusdi, Evi Novita Sari, Nora Wulandari 313-323
- Molecular Docking of Secondary Metabolite Compounds of *Andrographis paniculata* Plant as Potential Covid-19 Drug Candidate**
Netty Ino Ishak, Akram La Kilo, Dandi Saputra Halidi, La Ode Aman, Jafar La Kilo, Weny J.A. Musa 324-338
- Identifikasi Senyawa Aktif Pala (*Myristica fragrans*) sebagai Terapi Komplementer Antihipertensi melalui Penghambatan Reseptor ACE: Sebuah Studi Penambatan Molekuler**
Identification of Active Compounds from Nutmeg (*Myristica fragrans*) as Complementary Antihypertensive Therapies Through ACE receptor Inhibition: A Molecular Docking Study

Muhammad Despriansyah Romadhan, Putri Mahirah Afladhanti, Ni Made Dyah

Gayatri

339-349

- **Analisis Penambatan Molekuler Senyawa Mangiferin dari Mahkota Dewa (Phaleria macrocarpa) terhadap Sap 5 Candida albicans**
Molecular Docking Analysis of Mangiferin Compound from Mahkota Dewa (Phaleria macrocarpa) against Sap 5 Candida albicans
Gusnia Meilin Gholam 350-357
- **Honey Purity Analysis of Trigona sp. species in Royal Honey Sakah, Bali**
Ni Wayan Susilawati, Ni Luh Gede Sudaryati, I Putu Sudiartawan 358-365
- **Hand Sanitizer Ekstrak Etanol Daun Simpup (Dillenia suffruticosa) sebagai Antiseptik Bakteri Escherechia coli dan Staphilococcus aureus**
Simpup Leaf Ethanol Extract Hand Sanitizer as Bacterial Antiseptic to Escherichia coli and Staphilococcus aureus
Ririn Putri Fania, Masriani Masriani, Dewi Setiya Ningsih, Heni Erliani 366-372
- **Perawatan Gigi yang dilakukan Mahasiswa Pengguna Ortodonti Cekat di Universitas Mulawarman pada Masa Pandemi Covid-19**
Dental Care Performed by Students Using Fixed Orthodontics at Mulawarman University during the COVID-19 Pandemic
Ananda Putri Apriliyana, Masyhudi Masyhudi, Saiful Rokhim 373-380
- **Pengaruh Kemudahan dan Kegunaan Penggunaan terhadap Sikap Penggunaan Aplikasi Telemedicine Diabestie**
Effect of Telemedicine Diabestie Application Usage Attitude on Ease of Use and Usability
Prisma Trida Hardani, Ira Purbosari, Nina Hidayatunnikmah, Asri Wido Mukti, Dewi Perwito Sari, Asti Rahayu, Nadya Ambarwati, Intan Ayu Kusuma
Pramushinta, Rizal Adi Saputra, Muhamad Handoyo Sahumena, Yurika Sastyarina, Yolanda Camelia Imelda, Zahro Al Maulidiyah, Maulivia Idham Choliq 381-387
- **Sifat Mekanik dan Morfologi Poliblend Polipropilena dengan Poli(?-Kapolakton) yang Disintesis Menggunakan Katalis Zr ?-diketonate sebagai Kandidat Material untuk Pembuatan Benang Jahitan Operasi**
Mechanical and Morphology Properties of Polyblelend Polypropylene with Poly(?-Caprolactone) that Synthesized using Zr ?-Diketonate Catalyst as a Material Candidate for the Manufacture of Surgical Sutures
Muhammad Yusuf, Mawaddatur Rahmah 388-393

- **Analisis Kandungan Protein dan Mineral (Fe, Ca, dan Zn) Sup Krim Instan (SKI) untuk Ibu Hamil dalam Mencegah Stunting**
Analysis of Protein and Mineral Content (Fe, Ca, and Zn) of Instant Cream Soup (ICS) for Pregnant Women in Preventing Stunting
Fahrul Rozi, Chaidir Masyhuri Majiding, Muhammad Nuzul Azhim Ash Siddiq
394-401

Review

- **Bioaktivitas dan Kandungan Senyawa Kimia Tumbuhan Merung (*Coptosapelta tomentosa*)**
Bioactivity and Chemical Compounds of Merung Plants (*Coptosapelta tomentosa*)
Erwin Erwin, Usman Usman 402-408
- **Oksidasi Serium Berdasarkan Agen Pengoksidasi**
Oxidation of Cerium Based on Oxidizing Agents
Juliana Puteri, Anni Anggraeni, Ari Hardianto, Husein H. Bahti 409-419
- **Penggunaan Agen Pengendap terhadap Pengendapan Lantanum dan Neodimium**
Use of Precipitating Agents against the Precipitation of Lanthanum and Neodymium
Petricia Hendriana, Anni Anggraeni, Ari Hardianto, Husein H. Bahti 420-429
- **Exploring Antifungal Potential of Qusthul Hindi (*Saussurea lappa*) Root against *Candida albicans*: A Systematic Review**
Chyntia Tresna Nastiti, Noer Halimatus Syakdiyah, Mutiara Imansari 430-437
- **The Problematic of Medicinal Plant: Negative effect of *Catha Edulis* (Khat) Abuse and Its Potential Benefits**
Muflihah Rizkawati, Ulfatun Nisa, Widhi Astana, Leonny Dwi Rizkita 438-443
- **Review: Peptida Bioaktif Kasein Susu Kambing sebagai Sumber Antimikroba dan Antioksidan**
Review: Bioactive Peptide from Goat's Milk Casein as a Source of Antimicrobial and Antioxidant
Venna Sinthary, Maryam Jamila Arief 444-457



p-ISSN:2303-0267
e-ISSN: 2407-6082
Volume 5 Nomor 3
Mei-Juni 2023

Jurnal Sains dan Kesehatan (J. Sains Kes.)

List of Indexing



Jurnal Sains dan Kesehatan (J. Sains Kes.)

For article layout example that would like to submit could be seen on the end of this document.

Requirements and Writing Format

General Requirement

The author who would like to submit manuscript to Jurnal Sains dan Kesehatan redaction should pay attention by following general requirement:

- The manuscript that written should related with subject of Pharmacy Science and Health.
- The manuscript is original article (never published in other journal) as sources from the result of review or research.
- Manuscript should be written in Indonesian or English.
- The manuscript accompanied with abstract in Indonesian and English (bilingual if manuscript in Indonesian).
- The manuscript accompanied with keywords in English.
- The delivery of manuscript accompanied with biography of author, such as name, institution address (affiliation), and email address.
- The manuscript sent via online submission in journal website which is <https://jsk.farmasi.unmul.ac.id/index.php/jsk/about/submissions>, with register by online as user.
- The received manuscript would be selected by editor. If necessary, the manuscript would be edited through consultation with author.

Format and Systematic

1. **The manuscript sent to journal redaction in form softcopy (Word), with format as follows:**

- Paper size A4 (21 cm × 21.7 cm) with margin pages, left 3 cm, top 3.5 cm, right 2.5 cm, bottom 3 cm.
- The written manuscript arranged with spacing 1 and format one column;
- The title of manuscript and title of each main content written with bold type of fonts.

2. The manuscript written with writing systematic as follows:

- Title (Times New Roman 12). The title should specific, clear, brief, informative, describing substance or content from writing, and can attract attention to read. Title should not be started with words “research/analysis/study”, except these words as main content. Title made in Indonesian and English (bilingual if **manuscript in Indonesian**).
- Author name (Times New Roman 12). The author should use original name (not pseudonym) and not including title or degree. The author correspondence given asterik (*) sign.
- Author affiliation (Times New Roman 12). Affiliation is an address institution which place of author working/study.
- Correspondence (Times New Roman 12). Correspondence containing email address of correspondence author.
- Abstract and Abstrak (Times New Roman 12). The content of abstract or abstrak (Times New Roman 12). Abstract made in Indonesian and English (bilingual if **manuscript in Indonesian**). Abstract consist of main ideas, purposes, methods, results and/or the result of review/research. Abstract written in form one paragraph, without references, without acronym, and without footnote. Abstract not written in form mathematics, questions, and presumptions. Abstract is not result of copy paste from sentences which have been in manuscript. The content of abstract should not excess of 200 words.
- Keywords (Times New Roman 12) and keywords content (Times New Roman 12). Keywords should in English that suitable with thesaurus standard. The total of keywords minimum three keywords and maximum five keywords.
- Introduction (Times New Roman 12). The content of introduction written with Times New Roman 12 font. All references which used in manuscript (as citation sources), must be in references part. References/cites use ordering Arabic number system by using bracket [number], examples [1] if one reference; [2], [3] if two references; [4], [5], [6] if three or more references in which order; and [1], [4], [7] for not ordered number. References/cites number arranged based on reference order which first time found in article.
- Method (Times New Roman 12). The content of method written with Times New Roman 12 font. Method is collection work from implementation of research, start from implementation ways of data recruitment until data analysis.
- Result and Discussion (Times New Roman 12). The content of result and discussion made in one unified whole and written with Times New Roman 12 font. Result is not raw data, however using data which was processed/analysed with method was setting. Discussion is result comparation that obtained with concept/theory already exist. The content of result and discussion including statement, table, picture, diagram, graphic, sketch, and etc.
- Conclusion (Times New Roman 12). The content of conclusion written with Times New Roman 12 font. Conclusion is overview from result of research has been conducted.

- Acknowledgement (optional) (Times New Roman 12). The content of acknowledgement written with Times New Roman 12 font.
- Author Contribution (Times New Roman 12). Write contribution from each author on manuscript has been made.
- Etic (optional) (Times New Roman 12). If using human and animal tested as research subject. Write SK Etik number from etic commission.
- Conflict of Interest (Times New Roman 12).
- Sugessted Reviewer. Give a potential suggested reviewer for your article.
- Bibliography/References (Times New Roman 12). The content of bibliography written with Times New Roman 12 font. References is source of reference which used as citation of writing manuscript. Writing references using Number rules example [1]. Writing and arranging of references should using *reference manager* application such as Mendeley or Endnote. If using application, please may submitted with file references which used.

3. Writing Table and Figure

- Table title (Times New Roman 12). The content of table written with Times New Roman 12 font. Table title written in the top of table. Table written continuously, examples Table 1, Table 2, Table 3, and so on. Table should be followed with table reference, if cited from other source.
- Figure Title (including diagram, graphic, chart, sketch, prototype, database) (Times New Roman 12). Figure title written in the bottom of picture object. Object written continuously, example Figure 1, Figure 2, Figure 3, and so on. Object should be followed with object reference, if cited from other source.
- **The maximum of Table and Figure is 10.** For examples the table is 2, so the Figure allowed maximum 8.

4. Writing Citation

Citation is idea or thought other author (or author itself in other work) that be created reference sources to cited without change the meaning. Writing citation in manuscript Jurnal Sains dan Kesehatan using system [Arabic number], examples [1] if one reference; [2], [3] if two references; [4], [5], [6] if three or more references in which order; and [1], [4], [7] for not ordered number. Writing and arranging of references should using *reference manager* application such as Endnote, Zotero, or Mendeley.

Example: Format Writing Citation Manuscript for Jurnal Sains dan Kesehatan

For facilitating and optimalizing service accreditation of scientific journal, Lembaga Ilmu Pengetahuan Indonesia applying technology information system that allowing access information by online [1].

Scientific periodicals are publication that published periodically in certain period that arranged according to the rule of scientific writing [2].

5. Writing Bibliography or References

Bibliography is all references or literatures source that be created citation of writing manuscript. Writing and arranging bibliography manuscript Jurnal Sains dan Kesehatan using rules Numbered (example [1] if one reference, [2], [3] if two references and [4], [5], [6] if three or more references which order, and [1], [4], [7] for not ordered number. Writing and arranging of references should using *reference manager* application such as Endnote, Zotero, or Mendeley.

References/cites number arranged based on reference order which first time found in article.

Example style of writing bibliography:

- [1] Author, Year. Title. *Journal Name*. **Volume**. (Issue). Pages. (Reference style for journal)
- [2] Author, Year. Title. Publisher. Place (reference style for book)
- [3] And soon.....

For article layout example that would be submitted could be seen on next pages.

Title of Paper in English
(Font Times New Roman, 12 pt, 1 Space, Centered, Bold)

First Author Name^{1,*}, Second Author Name², Third Author Name³, Fourth Author Name⁴,
and so on (**name without title**)

¹First Author Affiliation, **example:** Study Program of Pharmacy, Faculty of
Pharmacy, Universitas Mulawarman, Samarinda, Indonesia

²Second Author Affiliation

³Third Author Affiliation

⁴Fourth Author Affiliation.

*Correspondence email : author@email.com

Abstract

Font times new roman, 12 pt, 1 space, Justify text, 1 column, **maximum 200 words**. Font times new roman, 12 pt, 1 space, Justify text, 1 column, maximum 200 words. Font times new roman, 12 pt, 1 space, Justify text, 1 column, maximum 200 words. Font times new roman, 12 pt, 1 space, Justify text, 1 column, maximum 200 words. Font times new roman, 12 pt, 1 space, Justify text, 1 column, maximum 200 words.

Keywords: font times new roman, 12 pt, 3-5 words

1 Introduction

Times new roman font, 12 pt, 1 space, text alignment left and right, 1 column, citation arranged based on ordered citation found in article with using citation system number in bracket [], with numbering arabic number 1, 2, 3, and so on. The first citation found, given citation number 1, example citation become like this [1], and so on.

Writing manuscript cites (citation) use ordering [arabic number], examples [1] if one reference; [2], [3] if two references; [4], [5], [6] if three or more references in which order; and [1], [4], [7] for not ordered number. References/cites number arranged based on reference order which first time found in article.

2 Method

The part of method not copied directly from thesis.

Method is collection work from implementation of research, start from implementation ways of data recruitment until data analysis.

3 Result and Discussion

The content of result and discussion made in one unified whole. Result is not raw data, however using data which was processed/analysed with method was setting. Discussion is result comparison that obtained with concept/theory already exist.

Table and Figure should be referred to article manuscript, with total maximum is 10. For examples the table is 2, so the Figure allowed maximum 8.

Table line only horizontal line be allowed. Table number using numbering Arabic number 1,2,3, and so on, Times New Roman font, 12 pt, 1 space, see right samples on Table 1 and Table 2. Whereas, table not suitable with format could be seen on Table 3.

Otherwise with Figure, the numbering system like numbering on table. Figure number using numbering Arabic number 1,2,3, and so on, Times New Roman font, 12 pt, 1 space.

In this template, given some Figure samples to facilitate in understand Figure which become Jurnal Sains dan Kesehatan standard.

Look at example on Figure 1, Figure 2, Figure 3, and Figure 4, as well as Figure 5.

Example Figure not accepted on Jurnal Sains dan Kesehatan could be seen on Figure 6.

Figure 6 could be modified become Figure can be accepted on Jurnal Sains dan Kesehatan like as Figure 7.

Table 1 Example Table suitable with Jurnal Sains dan Kesehatan Format

Sample	Content (%)				
	Carbohydrate	Protein	Lipid acid	Vitamin	Water
1	Value	Value	Value	Value	Value
2	Value	Value	Value	Value	Value
3	Value	Value	Value	Value	Value
4	Value	Value	Value	Value	Value
And soon	Value	Value	Value	Value	Value

Table 2 The result of study X-ray diffraction and BIMEVOX neutron as temperature function.

No.	Oxide	Transition Temperature	Transition Phase	References
1.	BICOVOX	507 °C	$\gamma - \gamma'$	[8]
2.	BICEVOX	550 °C	$\beta - \gamma$	[9]
3.	BIHFVOX	400 °C	$\beta - \gamma$	[10]
4.	BIGAVOX	525 °C	$\beta - \gamma$	[11]

Table 3 Example Table will not accept in Jurnal Sains dan Kesehatan

Sample	Content (%)				
	Carbohydrate	Protein	Lipid Acid	Vitamin	Water
1	Value	Value	Value	Value	Value
2	Value	Value	Value	Value	Value
3	Value	Value	Value	Value	Value
4	Value	Value	Value	Value	Value
And soon	Value	Value	Value	Value	Value

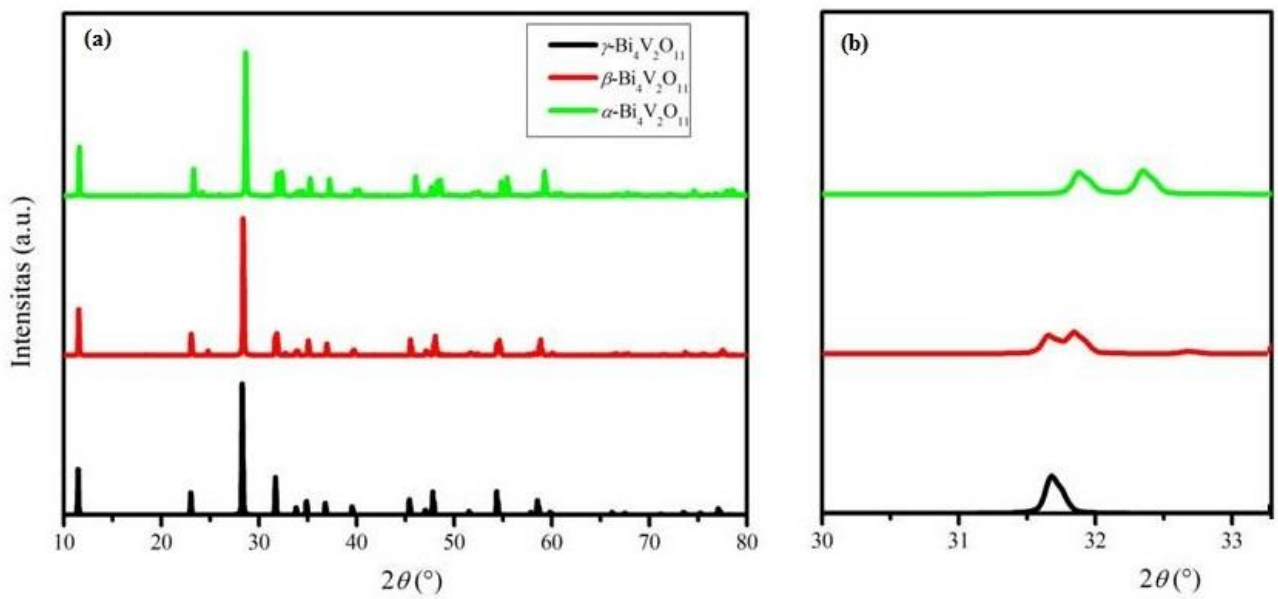


Figure 1 Pattern of X-ray diffraction polymorph oxide BIVOX on angle 2θ (a) $10-80^\circ$ and (b) $30-33^\circ$. Specific peaks of diffraction polymorph α is on 2θ $31,7$ and $32,32^\circ$, specific peaks of polymorph β is on 2θ $31,6$ and $31,8^\circ$; whereas specific peak of polymorph γ is on 2θ $31,6^\circ$. Taken from [12].

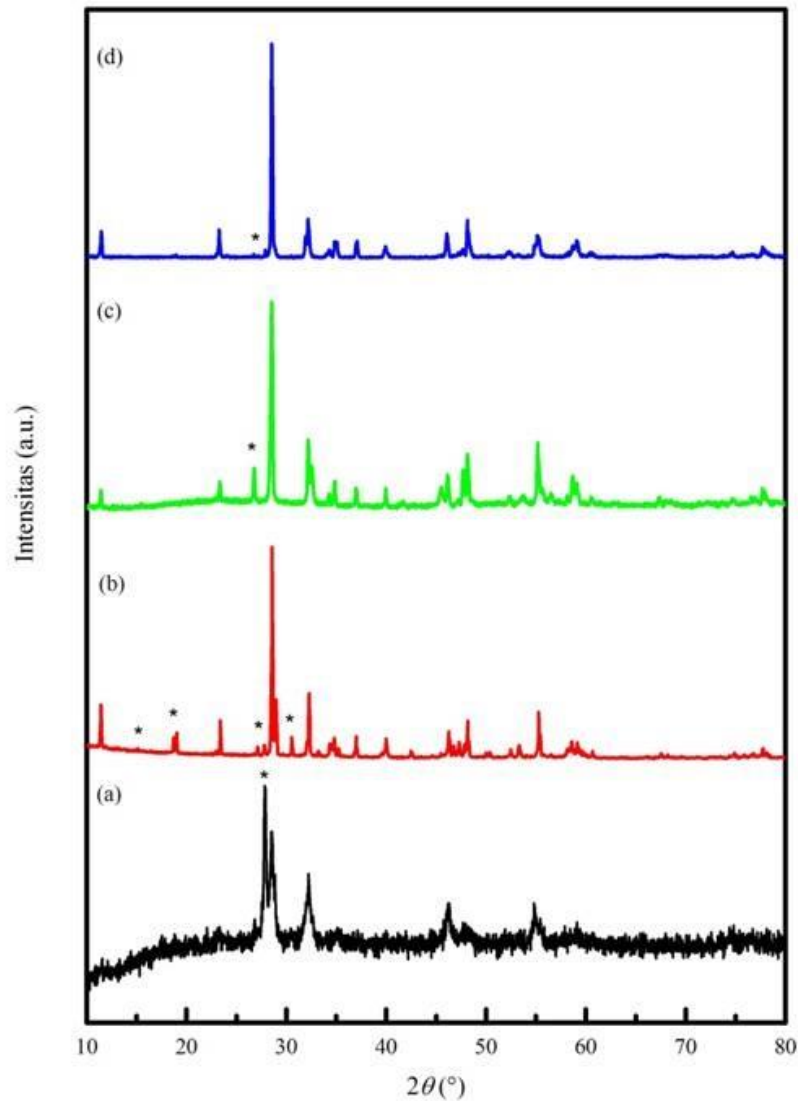


Figure 2 Pattern of oxide diffraction as synthesis result with using sol gel method on various condition that burned on temperature 800 °C, (a) ratio between citric acid as chelating and total mol of metal cation was used is 1 : 1 as well as pH 7, (b) ratio between citric acid as chelating and total mol of metal cation was used is 1 : 1 as well as pH 1-3, (c) ratio between citric acid as chelating and EDTA, (d) ratio between citric acid as chelating and ethylene glycol as well as total mol of cation as 1:1:1 in acid pH condition. Sign * showing some peaks besides BIMEVOX phase.

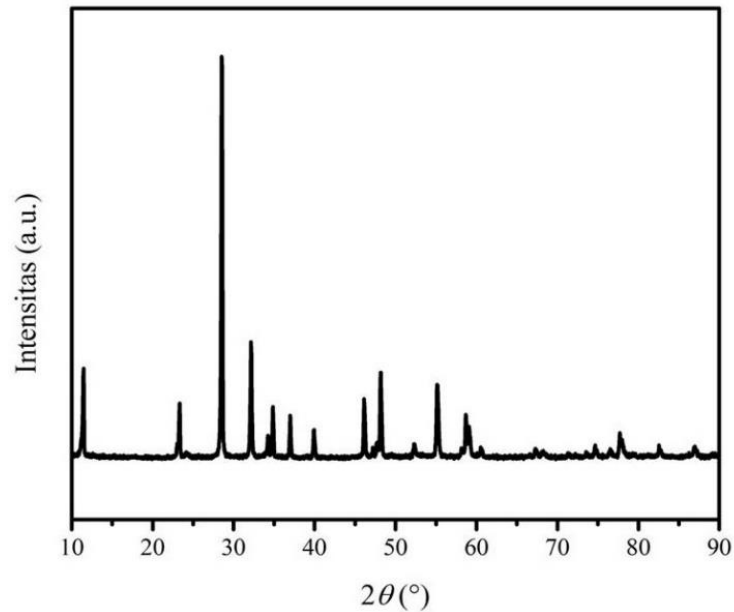


Figure 3 Pattern of X-ray diffraction of oxide powder $\text{Bi}_2\text{Zn}_{0.1}\text{V}_{0.9}\text{O}_{5.35}$ that synthesized by using sol gel method with citric acid as chelating and ethylene glycol, with ratio against mol cation total 10:4:1, obtained gel burned in temperature 600 °C.

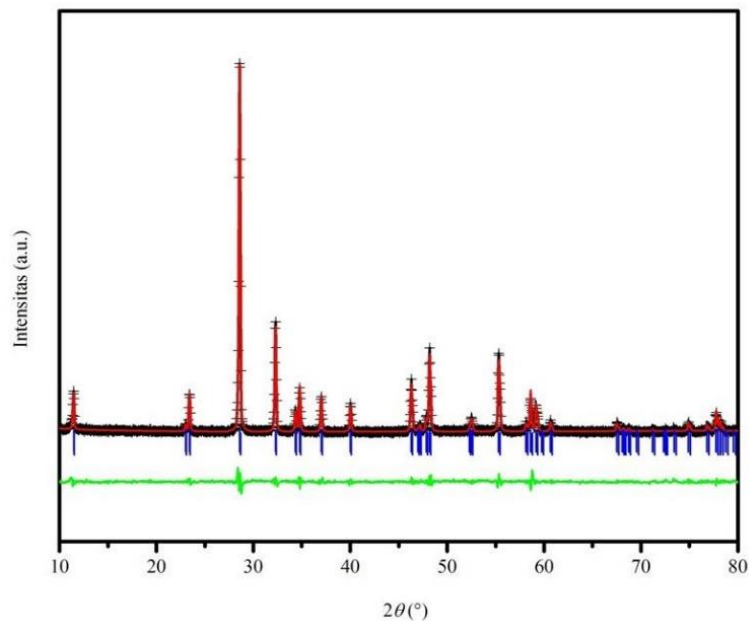


Figure 4 Plot of refinement result of pattern X-ray diffraction of oxide powder $\text{Bi}_2\text{Zn}_{0.1}\text{V}_{0.9}\text{O}_{5.35}$ after burned on temperature 600 °C during 24 hours. Sign + with black colour is data observation of result X-ray diffraction, red lines are calculation result, blue vertical lines are Bragg position would be expected, green lines are differences between calculation result and data observation of X-ray diffraction (differences between sign + black coloured and red lines).

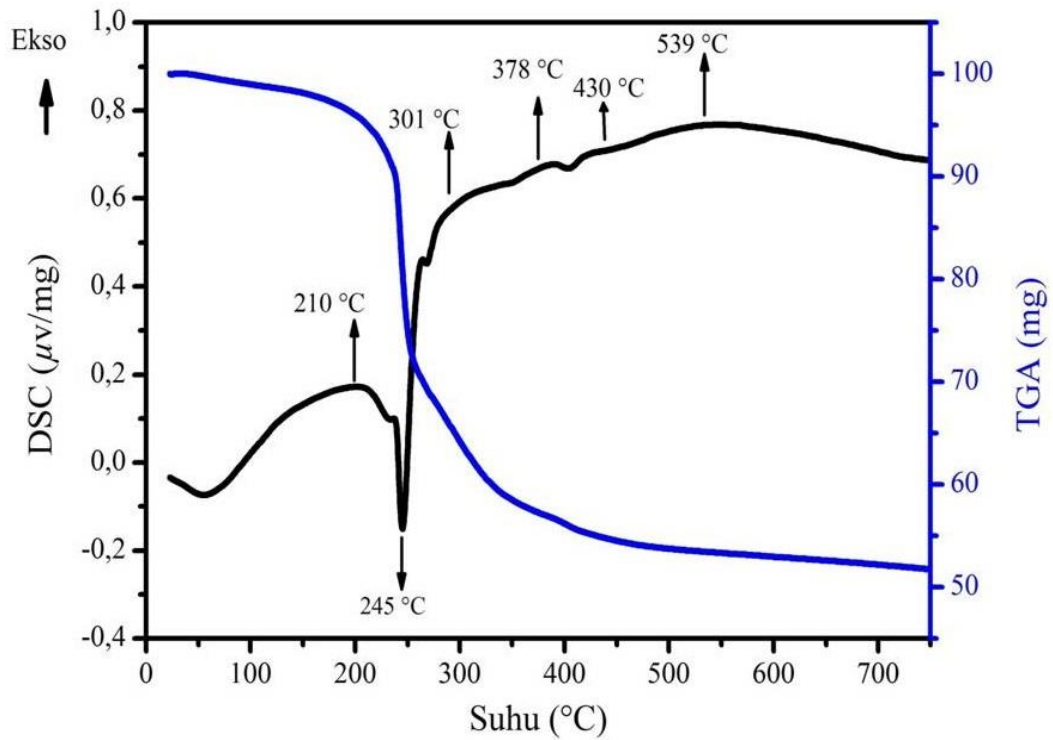


Figure 5 Thermogram of analysis result of thermal gel precursor from $\text{Bi}_2\text{Zn}_{0,1}\text{V}_{0,9}\text{O}_{5,35}$. Measurement carried out from room temperature until $750\text{ }^\circ\text{C}$ by using increasing temperature rate $10\text{ }^\circ\text{C}/\text{minute}$ and nitrogen atmosphere with flow rate $20\text{ mL}/\text{minute}$.

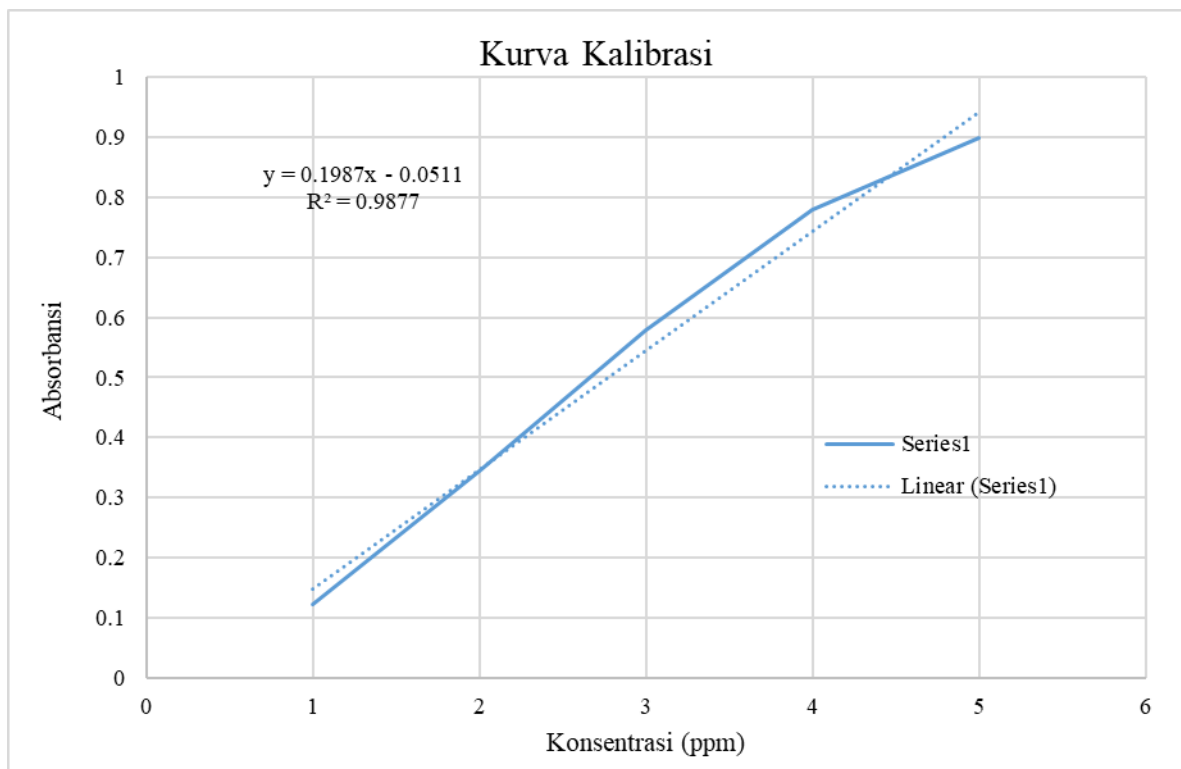


Figure 6 Example Figure not accepted Jurnal Sains dan Kesehatan

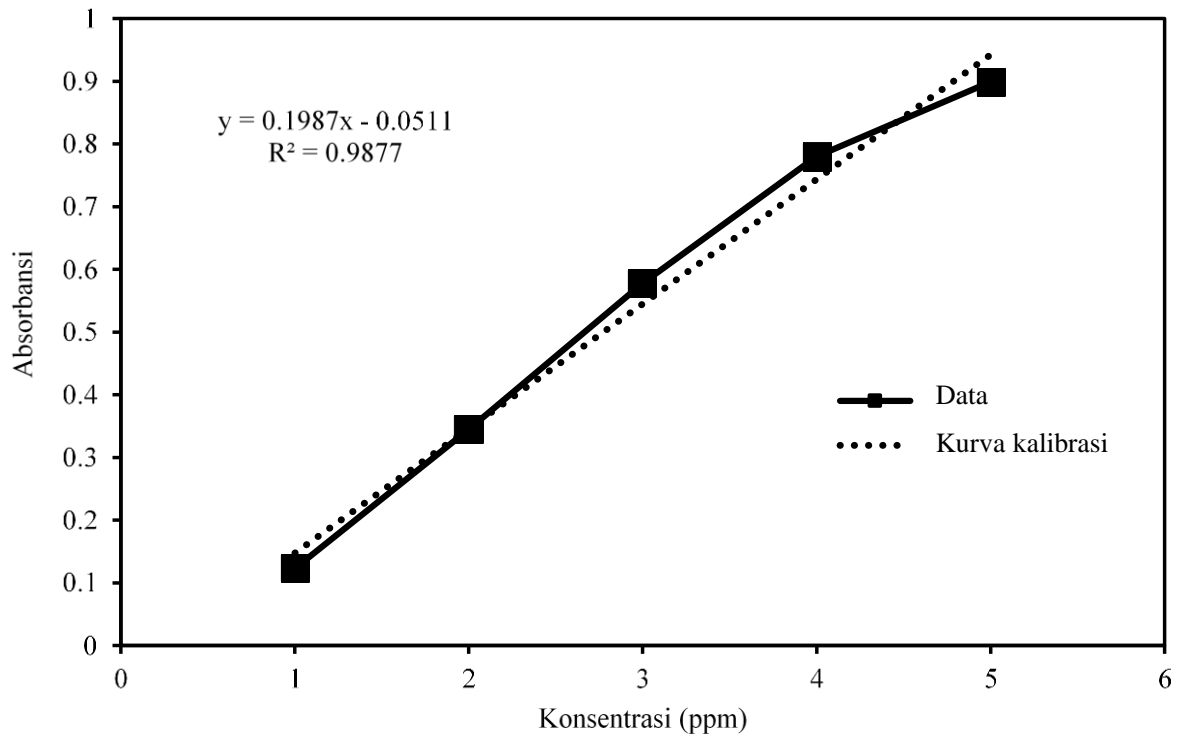


Figure 7 Figure of modification result from Figure 6, so that can be accepted by Jurnal Sains dan Kesehatan

4 Conclusion

Times New Roman font, 12 pt, 1 space, text alignment left and right, 1 column.

5 Acknowledgements (Optional)

Sample information of acknowledgement, for example informed to funding institution (usually accompanied with contract number of research), scholarship provider, which encourage measurement of samples, and etc.

Times New Roman Font, 12 pt, 1 space, text alignment left and right, 1 column.

6 Author contribution

Explain contribution from each author against written article.

Times New Roman Font, 12 pt, 1 space, text alignment left and right, 1 column.

7 Etic (if using human or animal tested as research object)

Write number of SK Etic and Institution which responsible for issue this SK.

Times New Roman Font, 12 pt, 1 space, text alignment left and right, 1 column.

8 Conflict of Interest

Give statement from author about absence or presence of conflict of interest.

Times New Roman Font, 12 pt, 1 space, text alignment left and right, 1 column.

9 Sugessted Reviewer

Give a potential suggested reviewer for your article.

10 Bibliography

Bibliography arranged based on citation ordered on article manuscript. The first reference found in manuscript given reference number 1.

[1] Author 1, Author 2, Year. Title of Article, Name of Journal, Volume, (Number), Pages.

[2]

[3]

[4]

And soon



p-ISSN 2303-0267



e-ISSN 2407-6082

Jurnal Sains dan Kesehatan (J. Sains Kes.)

p-ISSN: 2303-0267, e-ISSN: 2407-6082

Alamat: Fakultas Farmasi, Universitas Mulawarman, Gedung Administrasi Fakultas Farmasi
Jl. Penajam, Kampus Unmul Gunung Kelua, Kota Samarinda, Kalimantan Timur